
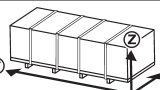






	Art. Nr.	Wand cm	Nok cm	V/A/Li/Re cm			+€ ≈3m²	  			Art. Nr.
								ⓧ	Ⓨ	Ⓩ	
<b>A</b> NO 2818 DDH P 28mm zvl	1002528	197	230	9/9/16/16	4,4 m²	9,4 m³	3 x 	1,12 m	2,40 m	0,51 m	+/-400 kg
<b>B</b> NO 2823 DDH P 28mm zvl	1002529	197	230	9/9/16/16	6,0 m²	12,8 m³	4 x 	1,12 m	2,40 m	0,55 m	+/-440 kg
<b>C</b> NO 2828 DDH P 28mm zvl	1002530	197	230	9/9/16/16	7,1 m²	15,2 m³	4 x 	1,12 m	2,75 m	0,55 m	+/-480 kg

Inclusief - Inclusive - Inklusive

